

# Find new collaborators using altmetrics

Altmetrics are real-time data that can help you understand who is talking about your research, how often they are discussing it, and what's being said about it.

Altmetrics can help you find potential collaborators who are:

- Already discussing your work online
- Working on topics that interest you, or
- Good at promoting research

Here are three simple steps you can take to find altmetrics for your work or for research on a topic you're interested in.

## Step 1. Look up altmetrics for an article on a topic that interests you

You can find altmetrics using several tools that are free to researchers.


### Altmetric bookmarklet

- Download** the Altmetric browser bookmarklet:  
<https://www.altmetric.com/products/free-tools/bookmarklet/>
- Visit** an article on a topic that interests you (or your own article) on a publisher's site
- Click** the bookmarklet to see an abbreviated report of the altmetrics for the article
- "Click for more details"** to see the Altmetric details page
- Move** on to Step 2



### Altmetric badges

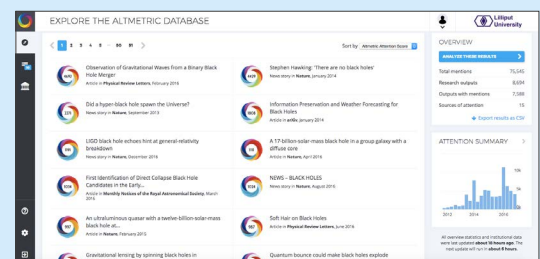
- Visit** the article on your publisher's website
- Click** the Altmetric badge to see the Altmetric details page
- Move** on to Step 2



Look for any of these Altmetric badges on the publisher's website to find altmetrics

### Altmetric Explorer for Institutions

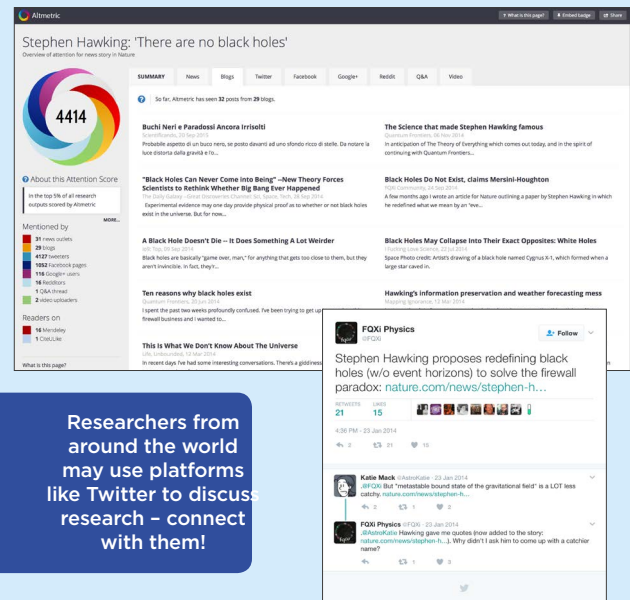
- Login** to Altmetric Explorer for Institutions
- Search** for research by title, topic, persistent identifier (e.g., DOI), or author name
- In the search results list** (seen at right), click on the Altmetric badge of the work you want to see discussions for. This will take you to the Altmetric details page. Note that search results are ordered by Altmetric Attention Score by default, so the most discussed work will appear at the top. This can help you find the highest-profile research on a particular topic.
- Move** on to Step 2



## Step 2. Dig into the discussions

Once you're on an Altmetric details page, you can explore the discussions about a piece of research. Click each of the tabs to see the full-text mentions of a work, in particular on platforms like:

- **Research highlights** (Faculty of 1000 Prime)
- **Peer review** (PubPeer and Publons)
- **Blogs** (Altmetric indexes 9,000+ academic and non-academic blogs)
- **Twitter**



Researchers from around the world may use platforms like Twitter to discuss research - connect with them!

## Step 3. Identify and contact potential collaborators

Ideally, the discussions you find in the Altmetric details page will add value to research by suggesting improvements or ways to build upon existing work. When you identify such discussions, click on the relevant tweet, peer review, blog post, or other mention type to see the profile of the person who's discussing a paper. Often, their social media profile will include a link to their professional website, where you can find out how to contact them.

You can also search for a discussant by name on a site like Google or DuckDuckGo, if they are using their name and not a pseudonym. From there, you can often find their email address, which you can use to reach out and invite a new collaboration.

## Get Started

**Download** the Altmetric bookmarklet or **log in** to Altmetric Explorer for Institutions to start finding potential collaborators today!

